

SafeConnect

SafeConnect is a new system Whitworth is using to ensure all computers connected to the network are running current antivirus and are updated. If the machine is not running the current required software it will be blocked from sending traffic across the network.

The first time you connect after we activate Safe Connect you will need to do the following:

(Note: This is only required the first time)

- 1) Open Internet Explorer, you will get following page.

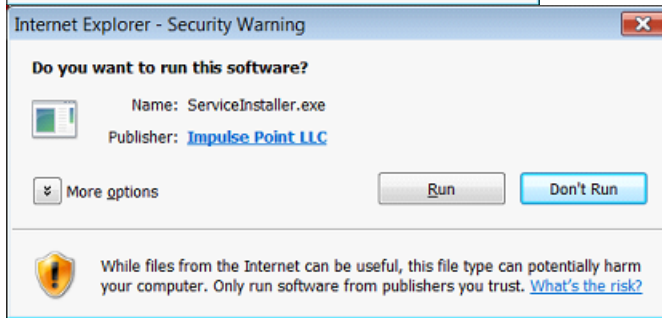
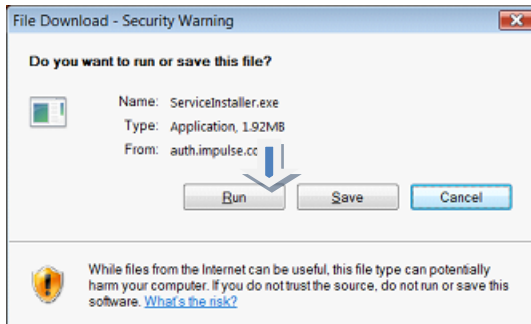
Log on using network your username and password.



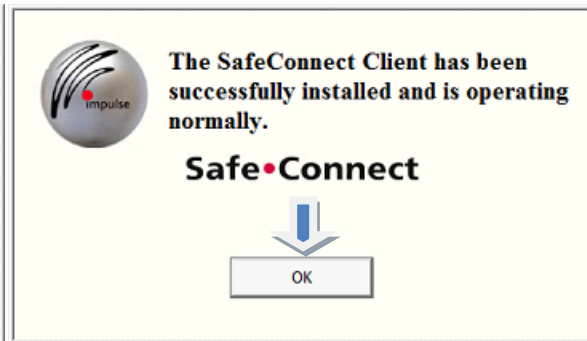
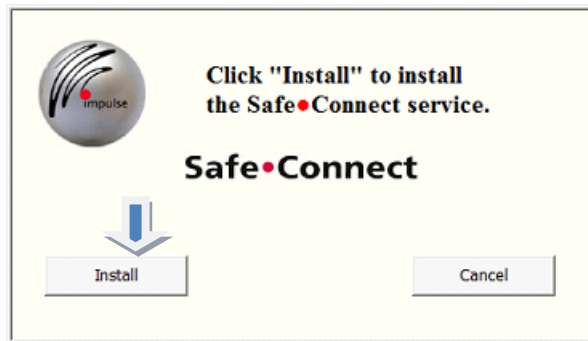
- 2) Select **Yes I will install ...**



- 3) **Run this program - twice**



4) Select **Install** and then **OK**



5) Reboot and you should have network and internet access. If not, you will need to call the help desk at 509.777.3911.