

# Accessing Self Service Portal on Whitworth University Desktop Central

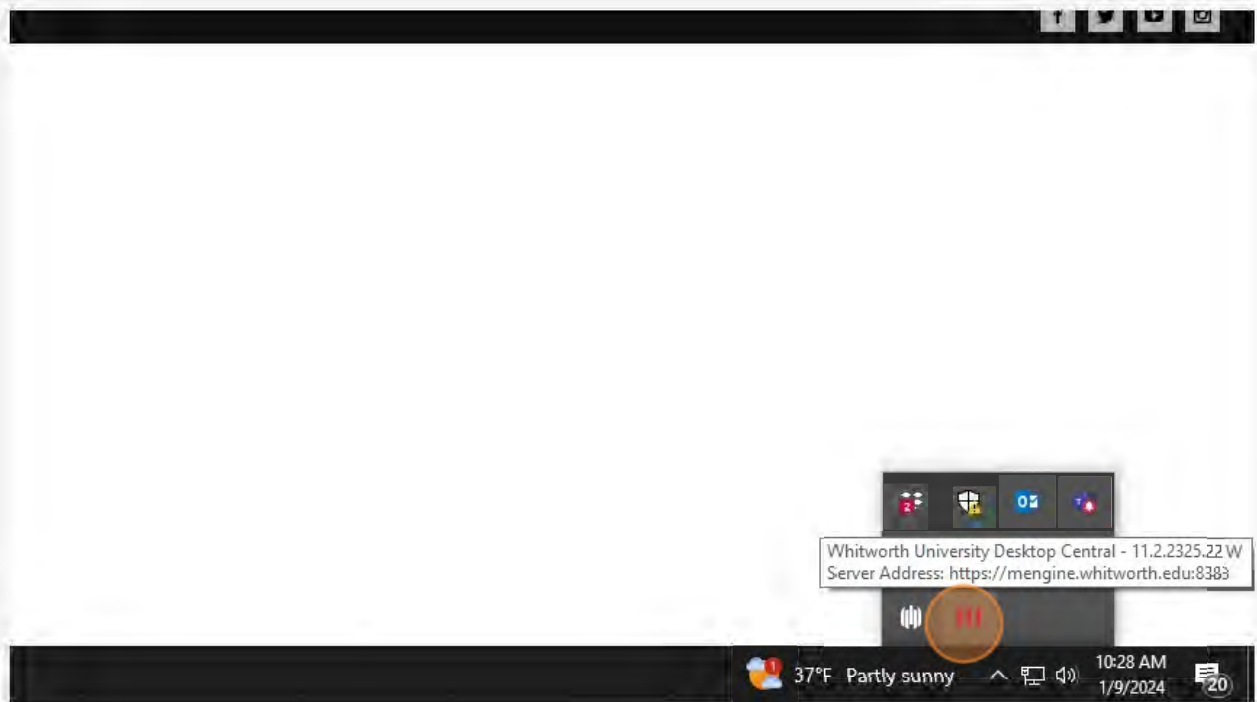


Installing Whitworth approved software without local administrator rights on your computer. If you have any questions please reach out to the Whitworth Computer Help Desk at [helpdesk@whitworth.edu](mailto:helpdesk@whitworth.edu) or 509-777-3911

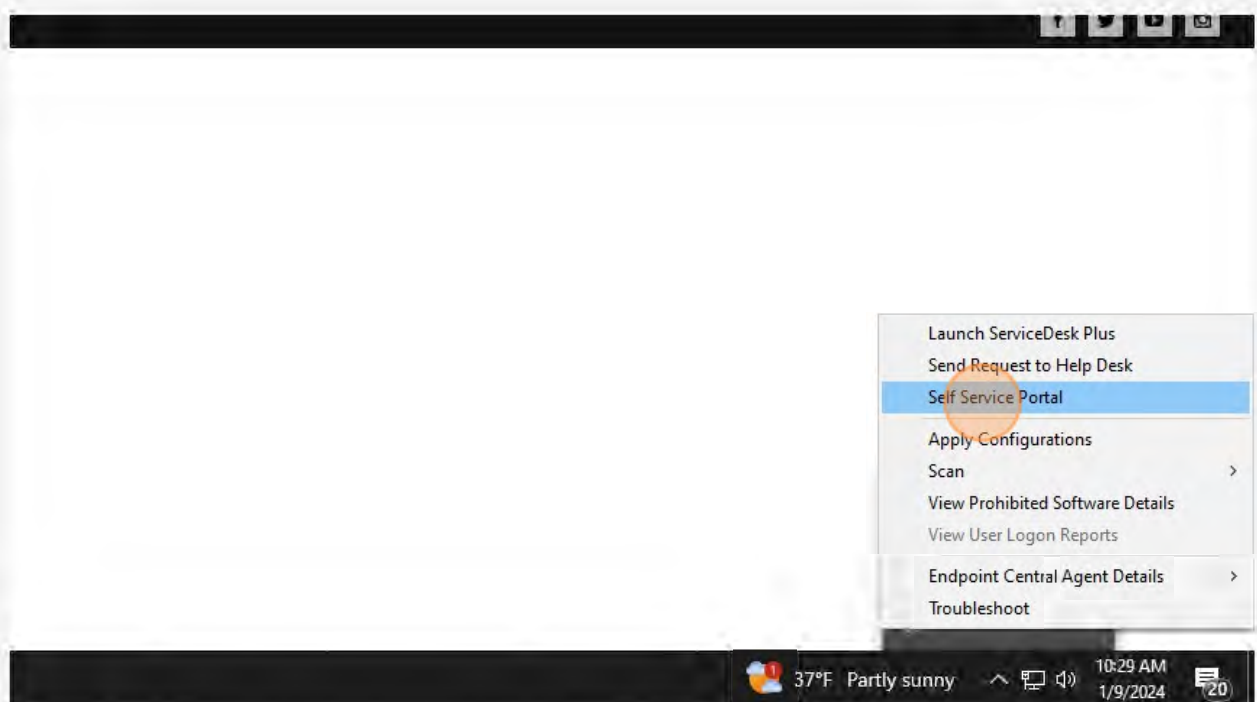
1 Click "Notification Chevron" in the lower right (Windows Taskbar)



- 2 Right click "Whitworth University Desktop Central - (the version may be different)  
Server Address: https://mengine....."














- 3 Click "Self Service Portal"



4

Select the install button next to the software you wish to install (*software, versions and dates may be different*)

*Note: There is not a scroll bar, but you may scroll down to view all software*

Version	Vendor	Description	Published Time	Action	Installe
--	--	--	Nov 6, 2023 02:45 PM	 Install	--
7.14.2.10	--	Avigilon Control Center	Oct 10, 2022 09:44 AM	 Install	--
--	Adobe	Download advanced Adobe App	Sep 16, 2022 07:53 AM	 Reinstall	Jan 08, 2024
114.0.5735.91	Google	Google Chrome (x64) (114.0.5735.91)	May 31, 2023 07:54 AM	 Install	--
--	--	--	Sep 16, 2022 07:53 AM	 Install	--
--	--	--	Sep 16, 2022 07:53 AM	 Uninstall	Jan 09, 2024
8.5.3	Notepad	Notepad++ (x64) (8.5.3)	May 17, 2023 07:54 AM	 Install	--
16.0.10367.2004	Microsoft	Office 365 Install	Jan 18, 2023 11:47 AM	 Install	--
0.78	Simon Tatham	PuTTY (x64) (0.78)	Nov 1, 2022 07:53 AM	 Install	--
4.3.2	R Core Team	R for Windows (4.3.2)	Jan 4, 2024 07:35 AM	 Install	--
2023.12.0+369	RStudio	RStudio (2023.12.0+369)	Jan 4, 2024 07:37 AM	 Install	--

5

Follow the install prompts for the software installation

*If you have any issues, contact the Whitworth Computer Help Desk*