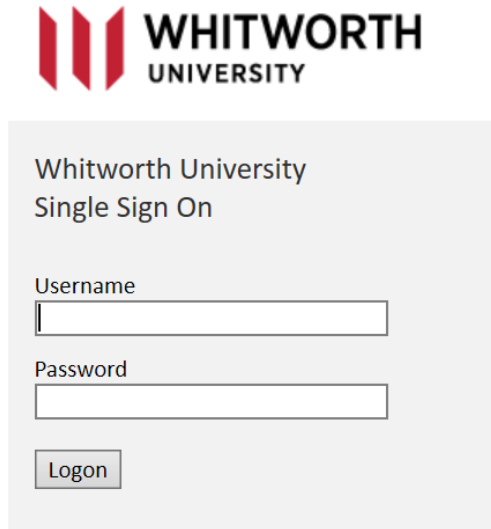


## DUO Log-on Process

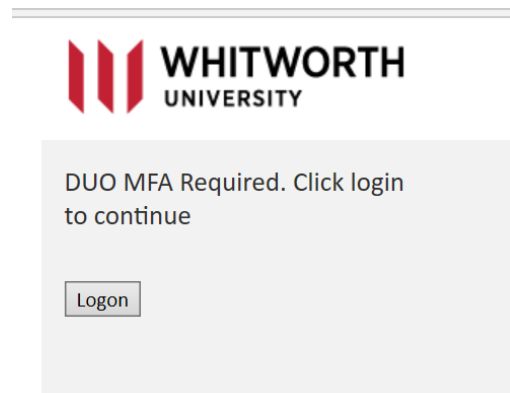
You go to the internal Pirate Port site <https://inside.whitworth.edu> (or any of the sites in the SSO) and you will get the logon screen:



The image shows the Whitworth University Single Sign On login screen. At the top left is the university logo, consisting of three vertical red bars of varying heights followed by the text "WHITWORTH UNIVERSITY". Below the logo, the text "Whitworth University" and "Single Sign On" is displayed. There are two input fields: "Username" and "Password". Below the password field is a "Logon" button.

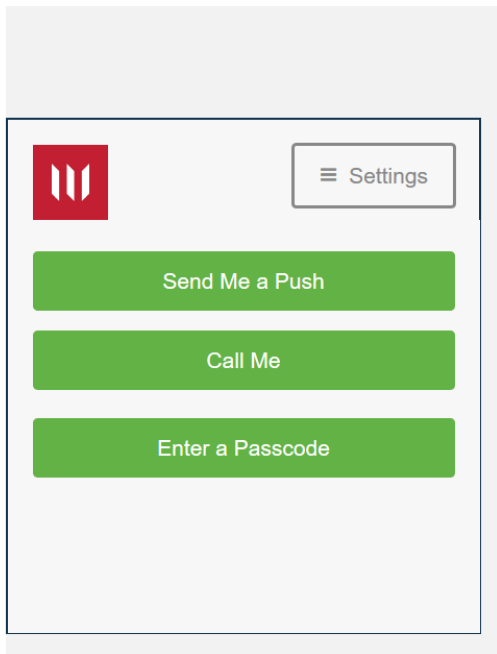
You will then be prompted for your DUO MFA

---

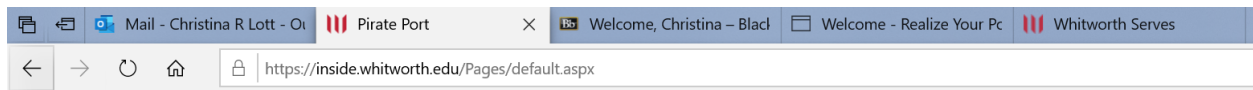


The image shows the Whitworth University DUO MFA Required screen. At the top left is the university logo, consisting of three vertical red bars of varying heights followed by the text "WHITWORTH UNIVERSITY". Below the logo, the text "DUO MFA Required. Click login to continue" is displayed. Below the text is a "Logon" button.

Where you have already configured your DUO app you can send a push to your phone where you can accept. You may also receive a phone call or enter in the passcode from the app.



You can then open up the other systems in the SSO without being prompted for your credentials again



When you close the whole browser, you will be logged out of all the systems.